Silicon Surge Clampers

F1C527

● **Features**

- Fast response time(10^{-12}sec)
- Stable absorbing performance.
- Low clamping ratio.
- Compact body.
- Taping capable of high density mounting.

● **Applications**

- Surge voltage clamping.
- Mounting for both sides printed circuit board

● **Structures**

- Resin molded, and diffused junction silicon diode.
- Marking symbol : [527]
- Weight : 0.07g
- Terminal plating : Sn
- Conforms to RoHS regulations

● **Outline Drawing** Unit : mm

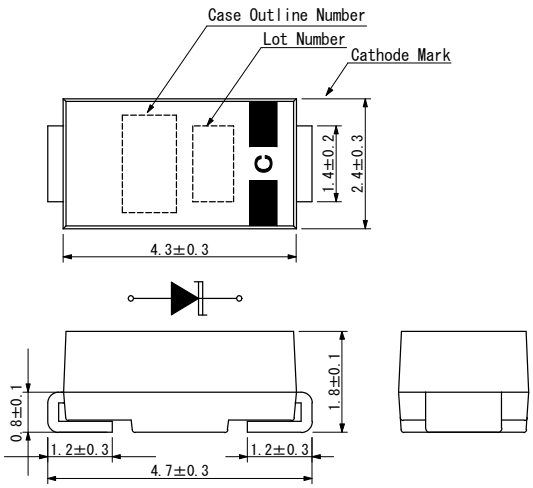

● **Recommendation Pattern for Mounting**

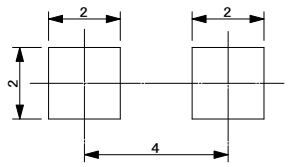

● **Absolute Maximum Ratings**

Items	Symbol	Conditions	Ratings	Unit
Peak Reverse Voltage	V_{RM}	Ta=25℃	21.6	V
Maximum Surge Current	I_{SM}	Tj=50℃, 10/1000 μs shock wave, Non-Repetitive	13	A
Operating Junction Temperature	T_j	—	-40～+125	℃
Storage Temperature	T_{stg}	—	-40～+125	℃

● **Electrical Characteristics (Ta=25℃)**
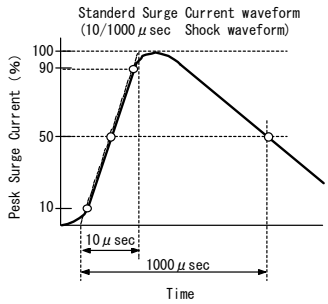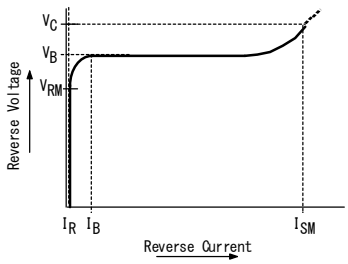
Items	Symbol	Conditions	MIN.	TYP.	MAX.	Unit
Clamping Voltage	V_C	I_S=13A	—	—	38	V
Break Down Voltage	V_B	I_R=1mA	24.3	27	29.7	V
Leakage Current	I_R	V_R=21.6V	—	—	10	μA